



























# 26 100m Backstroke Men Final

























Official



























☰ Entries
☰ Heats
☰ Summary
📄





Total
13 years
14 years
15 years
16 and older

Rank	Competitor	Age	Club	RT	PTS	Result
1	<b>MacInnes Max</b>	16	Greendale ...	0.76		<b>1:01.27</b> <span style="color: green;">-3.01</span> Entry: 1:04.28
	25m: 14.60	50m: 29.93 (15.33)	75m: 45.77 (15.84)			100m: 1:01.27 (15.50)
2	<b>Piggott Koby</b>	15	Coast Swim...	0.63		<b>1:02.20</b> <span style="color: green;">-2.62</span> Entry: 1:04.82
	25m: 14.37	50m: 29.31 (14.94)	75m: 45.32 (16.01)			100m: 1:02.20 (16.88)
3	<b>Sugiyama Taka</b>	17	Kiwi ASC	0.64		<b>1:02.39</b> <span style="color: green;">-2.36</span> Entry: 1:04.75
	25m: 14.15	50m: 29.66 (15.51)	75m: 46.02 (16.36)			100m: 1:02.39 (16.37)
4	<b>Phillips Murdoch</b>	17	Coast Swim...	0.69		<b>1:02.80</b> <span style="color: green;">-1.02</span> Entry: 1:03.82
	25m: 14.70	50m: 30.20 (15.50)	75m: 46.63 (16.43)			100m: 1:02.80 (16.17)
5	<b>Collins Lachlan</b>	15	St Paul's S...	0.56		<b>1:03.38</b> <span style="color: green;">-4.06</span> Entry: 1:07.44
	25m: 14.78	50m: 30.66 (15.88)	75m: 47.00 (16.34)			100m: 1:03.38 (16.38)
6	<b>Shirreffs Lachlan</b>	16	Hamilton Aq...	0.64		<b>1:03.68</b> <span style="color: green;">-1.17</span> Entry: 1:04.85
	25m: 14.54	50m: 30.53 (15.99)	75m: 47.29 (16.76)			100m: 1:03.68 (16.39)
7	<b>Woods Zac</b>	17	Waimea Sw...	0.64		<b>1:03.92</b> <span style="color: red;">+0.52</span> Entry: 1:03.40
	25m: 14.71	50m: 30.70 (15.99)	75m: 47.36 (16.66)			100m: 1:03.92 (16.56)
8	<b>Delamare Samuel</b>	15	Coast Swim...	0.83		<b>1:04.44</b> <span style="color: green;">-1.84</span> Entry: 1:06.28
	25m: 15.00	50m: 30.78 (15.78)	75m: 47.78 (17.00)			100m: 1:04.44 (16.66)
9	<b>Ng Jayden</b>	15	Porirua City...	0.57		<b>1:05.09</b> <span style="color: green;">-1.32</span> Entry: 1:06.41
	25m: 15.25	50m: 31.67 (16.42)	75m: 48.60 (16.93)			100m: 1:05.09 (16.49)
10	<b>Laurence Ryan</b>	16	Dannevirke ...	0.67		<b>1:05.29</b> <span style="color: red;">+0.74</span> Entry: 1:04.55
	25m: 15.54	50m: 31.87 (16.33)	75m: 49.13 (17.26)			100m: 1:05.29 (16.16)
		14		0.81		<b>1:05.33</b> <span style="color: green;">-2.73</span>

11	 McElrea Alexander	 Pirates Swi...	Entry: 1:08.06
	25m: 15.70      50m: 31.86 (16.16)      75m: 48.54 (16.68) 100m: 1:05.33 (16.79)		
12	 Calder-Kerr Maxwell	15  Ice Breaker ... 0.75	1:05.64 <b>-1.71</b> Entry: 1:07.35
	25m: 15.30      50m: 31.47 (16.17)      75m: 48.65 (17.18) 100m: 1:05.64 (16.99)		
13	 Phillips Arian	15  Coast Swim... 0.61	1:05.82 <b>-0.29</b> Entry: 1:06.11
	25m: 15.26      50m: 31.38 (16.12)      75m: 48.53 (17.15) 100m: 1:05.82 (17.29)		
14	 Frankish McIndoe	15  Tasman Swi... 0.79	1:06.09 <b>-4.09</b> Entry: 1:10.18
	25m: 15.82      50m: 32.29 (16.47)      75m: 49.33 (17.04) 100m: 1:06.09 (16.76)		
15	 Bryant Jayden	17  Central Ha... 0.67	1:06.22 <b>-0.35</b> Entry: 1:06.57
	25m: 15.29      50m: 31.80 (16.51)      75m: 49.29 (17.49) 100m: 1:06.22 (16.93)		
16	 Abueideh Yousef	14  North Shor... 0.61	1:06.33 <b>-2.22</b> Entry: 1:08.55
	25m: 15.93      50m: 32.63 (16.70)      75m: 49.67 (17.04) 100m: 1:06.33 (16.66)		
17	 Reddy Veeran	17  Howick Pak... 0.77	1:06.63 <b>+0.19</b> Entry: 1:06.44
	25m: 15.16      50m: 31.76 (16.60)      75m: 49.40 (17.64) 100m: 1:06.63 (17.23)		
18	 Roulston Declan	13  Hokonui Aq... 0.63	1:06.95 <b>-3.76</b> Entry: 1:10.71
	25m: 15.86      50m: 33.01 (17.15)      75m: 49.89 (16.88) 100m: 1:06.95 (17.06)		
19	 Farrant James	15  Whangarei ... 0.59	1:07.10 <b>-4.31</b> Entry: 1:11.41
	25m: 15.31      50m: 32.10 (16.79)      75m: 49.50 (17.40) 100m: 1:07.10 (17.60)		
20	 Whitehead Jackson	17  Bream Bay ... 0.62	1:07.24 <b>+0.53</b> Entry: 1:06.71
	25m: 15.18      50m: 32.03 (16.85)      75m: 49.67 (17.64) 100m: 1:07.24 (17.57)		
21	 Forrester Maddox	14  Waverley S... 0.63	1:07.40 <b>-2.59</b> Entry: 1:09.99
	25m: 16.27      50m: 33.59 (17.32)      75m: 50.87 (17.28) 100m: 1:07.40 (16.53)		
22	 Donaldson Zac	14  Coast Swim... 0.66	1:07.42 <b>-2.04</b> Entry: 1:09.46
	25m: 15.40      50m: 32.21 (16.81)      75m: 50.42 (18.21) 100m: 1:07.42 (17.00)		
23	 Chapman Kain	16  Waterhole ... 0.78	1:07.53 <b>+0.73</b> Entry: 1:06.80

	25m: 16.09 100m: 1:07.53 (17.40)	50m: 32.81 (16.72)	75m: 50.13 (17.32)		
24	 <b>McEntee Liam</b>	15	 <b>Heretaunga...</b>	0.66	<b>1:07.79 -0.46</b> Entry: 1:08.25
	25m: 15.76 100m: 1:07.79 (16.98)	50m: 33.14 (17.38)	75m: 50.81 (17.67)		
25	 <b>Turetsky Daniel</b>	15	 <b>Porirua City...</b>	0.62	<b>1:08.11 -1.61</b> Entry: 1:09.72
	25m: 15.82 100m: 1:08.11 (17.45)	50m: 32.83 (17.01)	75m: 50.66 (17.83)		
26	 <b>Brown Kaleb</b>	17	 <b>Aquagym S...</b>	0.73	<b>1:08.12 +0.46</b> Entry: 1:07.66
	25m: 16.28 100m: 1:08.12 (17.39)	50m: 33.15 (16.87)	75m: 50.73 (17.58)		
27	 <b>Henderson Finn</b>	16	 <b>Queenstow...</b>	0.67	<b>1:08.15 +2.38</b> Entry: 1:05.77
	25m: 15.96 100m: 1:08.15 (17.29)	50m: 33.30 (17.34)	75m: 50.86 (17.56)		
28	 <b>Meads Zack</b>	16	 <b>Pukekohe S...</b>	0.59	<b>1:08.42 +0.95</b> Entry: 1:07.47
	25m: 16.03 100m: 1:08.42 (17.97)	50m: 32.84 (16.81)	75m: 50.45 (17.61)		
29	 <b>Thompson Nico</b>	15	 <b>Ashburton ...</b>	0.61	<b>1:08.46 -0.52</b> Entry: 1:08.98
	25m: 15.86 100m: 1:08.46 (16.90)	50m: 33.37 (17.51)	75m: 51.56 (18.19)		
30	 <b>Gallant Zac</b>	16	 <b>Greymouth ...</b>	0.68	<b>1:08.66 +1.86</b> Entry: 1:06.80
	25m: 16.05 100m: 1:08.66 (17.71)	50m: 33.23 (17.18)	75m: 50.95 (17.72)		
31	 <b>Harris Lewis</b>	14	 <b>Selwyn Swi...</b>	0.59	<b>1:08.69 -0.98</b> Entry: 1:09.67
	25m: 16.17 100m: 1:08.69 (17.47)	50m: 33.22 (17.05)	75m: 51.22 (18.00)		
32	 <b>Gerber Tristan</b>	16	 <b>Waitaha Sw...</b>	0.64	<b>1:08.82 +0.25</b> Entry: 1:08.57
	25m: 15.79 100m: 1:08.82 (17.68)	50m: 33.08 (17.29)	75m: 51.14 (18.06)		
33	 <b>Tan Ryan</b>	14	 <b>Waitaha Sw...</b>	0.62	<b>1:08.85 -1.02</b> Entry: 1:09.87
	25m: 15.67 100m: 1:08.85 (18.71)	50m: 32.43 (16.76)	75m: 50.14 (17.71)		
34	 <b>Zhao Brayden</b>	13	 <b>Coast Swim...</b>	0.69	<b>1:08.95 -2.03</b> Entry: 1:10.98
	25m: 16.14 100m: 1:08.95 (17.74)	50m: 33.28 (17.14)	75m: 51.21 (17.93)		
35	 <b>Rankin Tamati</b>	13	 <b>Swim Rotorua</b>	0.75	<b>1:09.32 -2.62</b> Entry: 1:11.94
	25m: 16.33 100m: 1:09.32 (17.50)	50m: 33.71 (17.38)	75m: 51.82 (18.11)		

36	 Carlisle Aiden	13	 Napier Aqu...	0.69	1:09.63 <b>-4.62</b> Entry: 1:14.25
	25m: 16.18 100m: 1:09.63 (17.48)	50m: 33.86 (17.68)	75m: 52.15 (18.29)		
37	 Hyde-Hills Aidan	15	 Napier Aqu...	0.80	1:09.83 <b>+1.44</b> Entry: 1:08.39
	25m: 16.22 100m: 1:09.83 (18.18)	50m: 33.62 (17.40)	75m: 51.65 (18.03)		
38	 Verran Quinn	14	 Blenheim S...	0.68	1:09.88 <b>+2.29</b> Entry: 1:07.59
	25m: 16.27 100m: 1:09.88 (18.15)	50m: 33.50 (17.23)	75m: 51.73 (18.23)		
39	 Pulin Daniil	16	 Waitaha Sw...	0.70	1:10.13 <b>+0.85</b> Entry: 1:09.28
	25m: 16.20 100m: 1:10.13 (18.38)	50m: 33.33 (17.13)	75m: 51.75 (18.42)		
40	 Dixon Levi	13	 Liz van Weli...	0.64	1:10.17 <b>-5.07</b> Entry: 1:15.24
	25m: 16.61 100m: 1:10.17 (17.55)	50m: 34.47 (17.86)	75m: 52.62 (18.15)		
41	 Avery Seamus	13	 Coast Swim...	0.71	1:10.51 <b>-3.92</b> Entry: 1:14.43
	25m: 15.83 100m: 1:10.51 (18.47)	50m: 33.54 (17.71)	75m: 52.04 (18.50)		
42	 Winder Marlow	16	 North Shore...	0.71	1:10.58 <b>+4.44</b> Entry: 1:06.14
	25m: 15.78 100m: 1:10.58 (18.87)	50m: 33.09 (17.31)	75m: 51.71 (18.62)		
43	 Barr Callum	15	 Coast Swim...	0.62	1:10.70 <b>+0.17</b> Entry: 1:10.53
	25m: 16.37 100m: 1:10.70 (18.36)	50m: 33.98 (17.61)	75m: 52.34 (18.36)		
44	 Cole Archie	13	 Heretaunga...	0.68	1:10.90 <b>-1.60</b> Entry: 1:12.50
	25m: 16.64 100m: 1:10.90 (17.73)	50m: 34.51 (17.87)	75m: 53.17 (18.66)		
45	 James Thomas	33	 Roskill Swi...	0.63	1:11.38 <b>+5.93</b> Entry: 1:05.45
	25m: 14.50 100m: 1:11.38 (18.82)	50m: 33.42 (18.92)	75m: 52.56 (19.14)		
46	 Christoffersen William	13	 North Shore...	0.68	1:11.66 <b>-1.91</b> Entry: 1:13.57
	25m: 16.43 100m: 1:11.66 (17.96)	50m: 34.42 (17.99)	75m: 53.70 (19.28)		
47	 Soffe Harrison	13	 Aquabladz NP	0.72	1:12.34 <b>+0.63</b> Entry: 1:11.71
	25m: 16.63 100m: 1:12.34 (18.26)	50m: 34.66 (18.03)	75m: 54.08 (19.42)		
48	 Hodge Oscar	13	 Pirates Swi...	0.71	1:13.01 <b>-2.33</b> Entry: 1:15.34

	25m: 17.22 100m: 1:13.01 (18.29)	50m: 35.50 (18.28)	75m: 54.72 (19.22)			
49	 <b>Brown Aydan</b>	13	 Selwyn Swi...	0.66	<b>1:13.15</b> <span style="color: green;">-0.31</span> Entry: 1:13.46	
	25m: 16.75 100m: 1:13.15 (19.36)	50m: 34.68 (17.93)	75m: 53.79 (19.11)			
-	 <b>Bishop Quin</b>	15	 Stratford FI...	0.66	DSQ	